

SPECIFICATIONS

Housing: Die formed .050" aluminum welded construction. See finish note.

Reflector: (Surface Mount) Aluminum elliptical shape, symmetrical distribution. See finish note.

Reflector: (Wall Mount) Specular aluminum with hammertone finish, forward throw distribution.

Door Frame: 20 GA. (.036") stainless steel. Die formed, w/captive countersunk fastener; gasketed; concealed stainless steel hinging. See Finish Note.

Lens: See lens options.

Ballast: Prewired C.W.A., H.P.F. core and coil with capacitor (and starter for high pressure sodium).

Lamp: Clear, (by others).

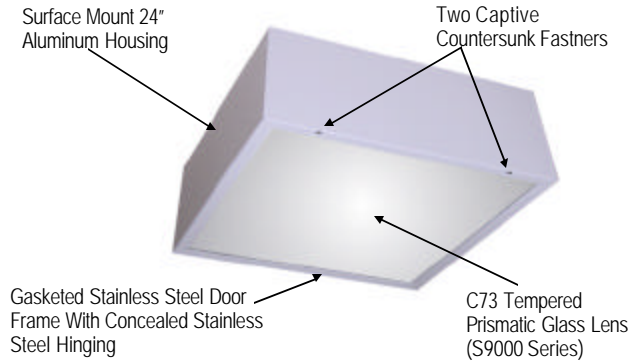
Lamp Holder: H.I.D. Hi-heat porcelain, 4 K.V. rated, w/nickel plated copper screw shell, spring loaded center contact, lamp grips, SF-2 leads (200° C). Impregnated gasket.

EZ5 Wall Bracket: One piece cast aluminum bracket/arm assembly with access plate for wire inspection. Cast aluminum wall mounting plate with 1/4" thick neoprene gasket. Quick disconnect wiring harness. Finished same as housing. See finish note.

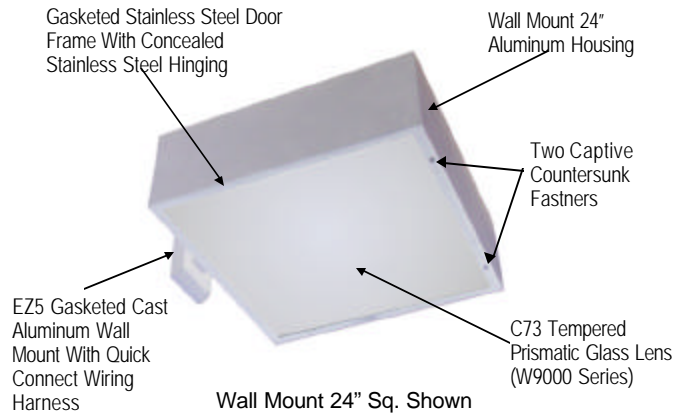
Finish: Detergent cleaned with iron phosphate and chromic acid rust inhibitor. Chip resistant powder urethane polyester coating, electrostatic applied and baked. Standard color Sky White. Custom colors are available. Consult factory or sales representative.

Labels: ETL, CETL listed & I.B.E.W labeled; suitable for wet location under covered ceiling. Wall mount listed wet location.

Photometric Information: Contact factory.

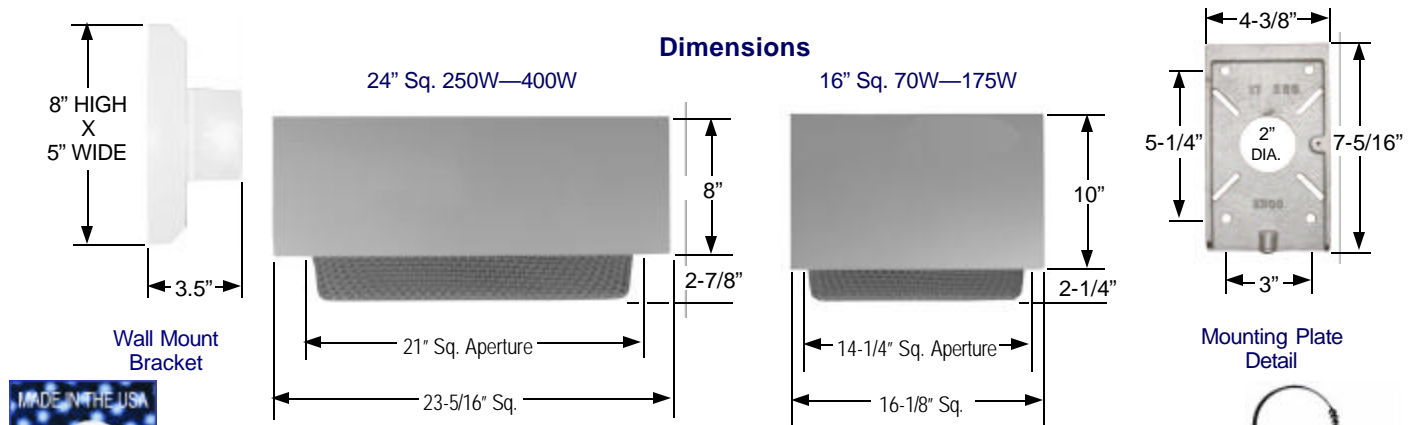


Surface Mount 24" Sq. Shown



Wall Mount 24" Sq. Shown

SPECIFICATIONS SUBJECT TO CHANGE WITHOUT NOTICE



WBE City of Chicago Certified

3254 North Kilbourn Avenue Chicago, Illinois 60641-4505
 Phone: 773-427-7000 Fax: 800-217-1260 www.escolighting.com

Established 1975



Ordering Information

S9000W Series 16" square surface mount with C73 prismatic glass lens.



Catalog Number	Watts	Light Source
S9014W	100	HPS
S9015W	150	HPS
S9024W	100	MH
S9025W	150	MH
S9026W	175	MH

S9100W Series 16" square surface mount with regressed C73 prismatic glass lens.



Catalog Number	Watts	Light Source
S9114W	100	HPS
S9115W	150	HPS
S9124W	100	MH
S9125W	150	MH
S9126W	175	MH

S9200W Series 16" square surface mount with acrylic prismatic dropped lens.



Catalog Number	Watts	Light Source
S9214W	100	HPS
S9215W	150	HPS
S9224W	100	MH
S9225W	150	MH
S9226W	175	MH

S9300W Series 16" square surface mount with polycarbonate prismatic dropped lens.



Catalog Number	Watts	Light Source
S9314W	100	HPS
S9315W	150	HPS
S9324W	100	MH
S9325W	150	MH
S9326W	175	MH

S9000W Series 24" square surface mount with C73 prismatic glass lens.



Catalog Number	Watts	Light Source
S9017W	250	HPS
S9018W	400	HPS
S9027W	250	MH
S90225W	250	MH PS
S90232W	320	MH PS
S90235W	350	MH PS
S9028W	400	MH
S90240W	400	MH PS

S9100W Series 24" square surface mount with regressed C73 prismatic glass lens.



Catalog Number	Watts	Light Source
S9117W	250	HPS
S9118W	400	HPS
S9127W	250	MH
S91225W	250	MH PS
S91232W	320	MH PS
S91235W	350	MH PS
S9128W	400	MH
S91240W	400	MH PS

S9200W Series 24" square surface mount with acrylic prismatic dropped lens.



Catalog Number	Watts	Light Source
S9217W	250	HPS
S9218W	400	HPS
S9227W	250	MH
S92225W	250	MH PS
S92232W	320	MH PS
S92235W	350	MH PS
S9228W	400	MH
S92240W	400	MH PS

S9300W Series 24" square surface mount with polycarbonate prismatic dropped lens.



Catalog Number	Watts	Light Source
S9317W	250	HPS
S9318W	400	HPS
S9327W	250	MH
S93225W	250	MH PS
S93232W	320	MH PS
S93235W	350	MH PS
S9328W	400	MH
S93240W	400	MH PS

Options & Accessories

Fuse and Fuse Holder
Suffix Catalog
Number With "F".



16" Sq. wire guard option.
Suffix catalog number with
WG11.



24" Sq. wire guard option.
Suffix catalog number with WG21.




Photo
Control
Option
Suffix
Catalog #
With

PC4 120 Volt
PC5 208-277 Volt

TPS Tamper proof screwdriver.



Tamper proof screw option
suffix catalog number with
TP.

Suffix
Catalog
Number

Quartz Re-strike Systems

E1A	Mini-can socket assembly for separate circuit entry with relay system for one lamp burning only.
E2	Emergency re-strike system, mini-can socket assembly (100-150 watt max).
E65	Emergency re-strike system, mini-can socket assembly (100-150 watt max). Time delay relay.



12" Pendant mount for
24" square.
Suffix catalog number
with P1xx. xx= Stem
length in inches.
16" square.
Suffix catalog number
with P2xx. xx=Stem
length in inches.